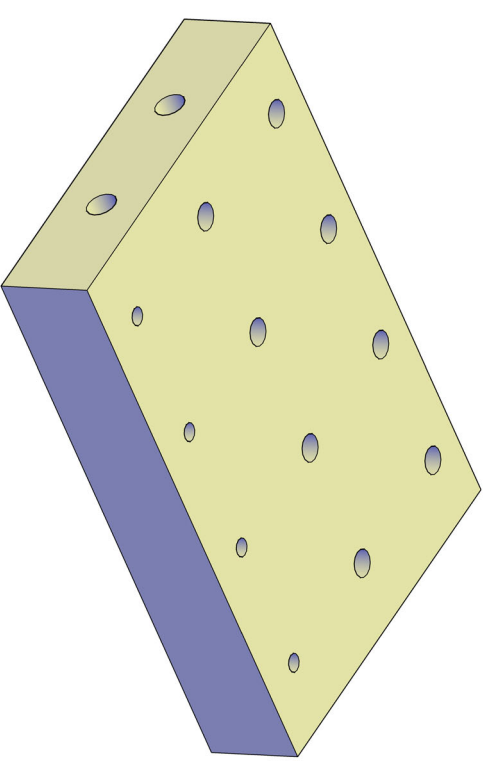
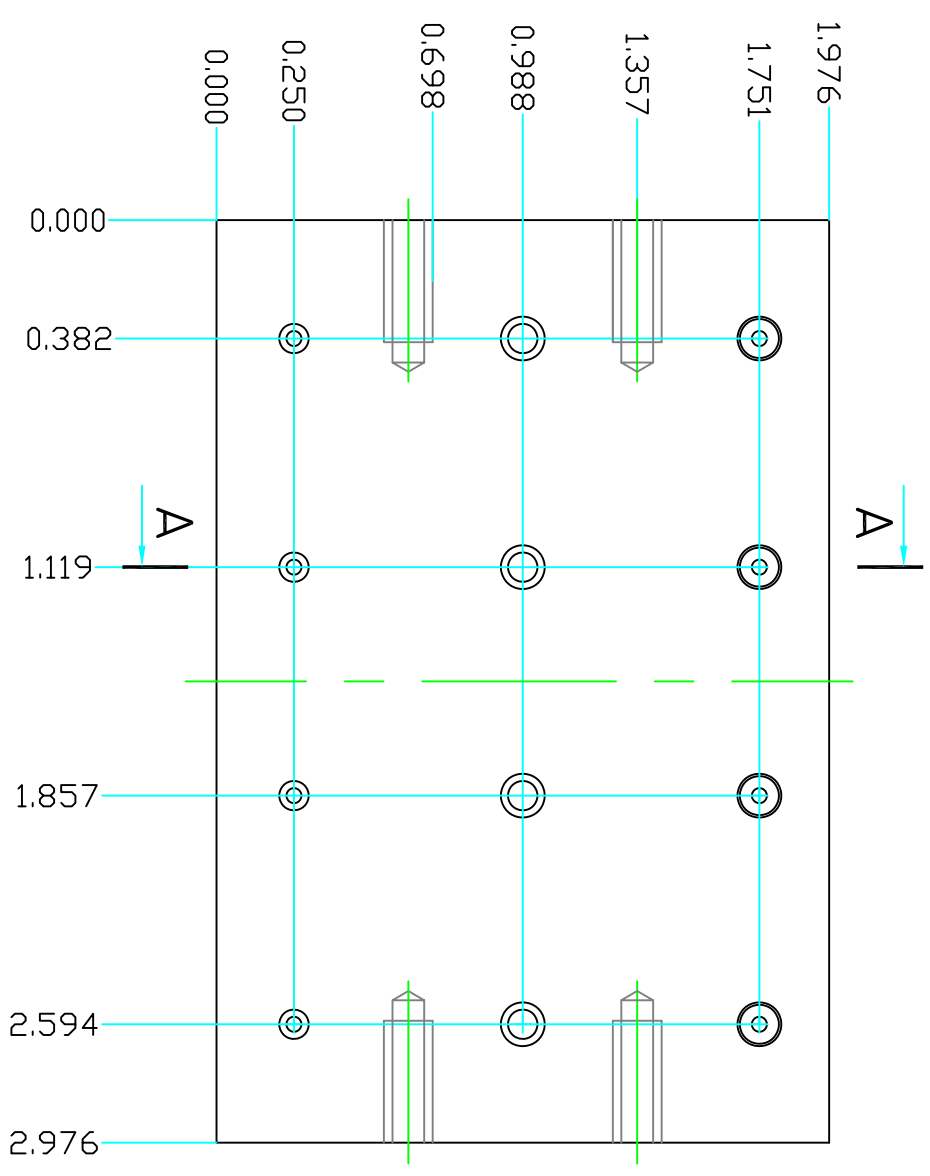
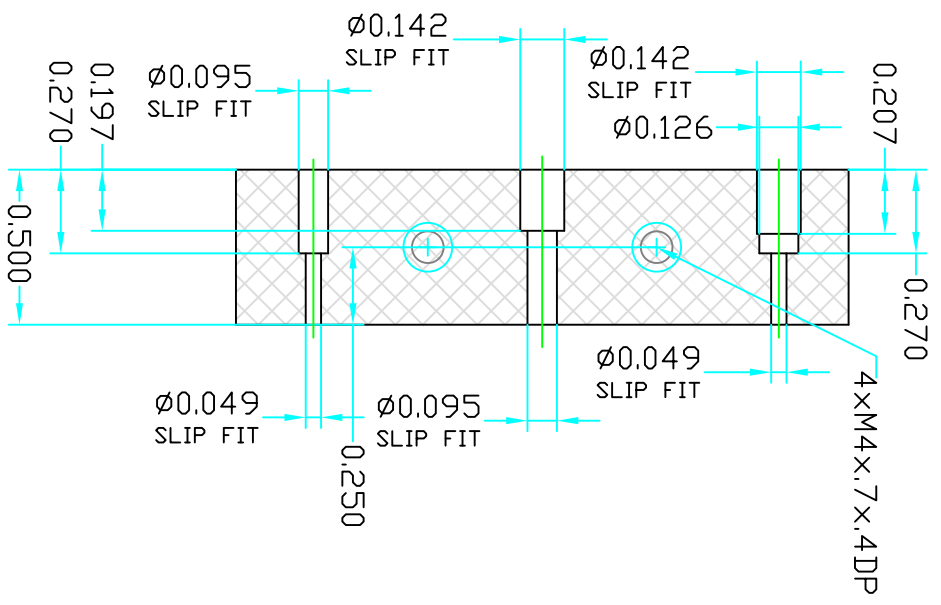


ZONE	REV	DESCRIPTION	REVISIONS	DATE	APPROVED



REV	QTY	UM	PART NAME	MATERIAL	REF. SHEET/DWG.
1	1	EA	JIG	TEILON	227.00.05.00

PARTS LIST		PART DESCRIPTION	
UNLESS OTHERWISE SPECIFIED		PERMISSIBLE VARIATION IN INCH DIMENSIONS WITHOUT TOLERANCES	
1. DIMENSIONS ARE IN INCHES		FABRICATION TOLERANCES	
2. MACHINE SURFACES TO BE FLAT, SQUARE, PARALLEL & CONCENTRIC BELDY 12		MACHINING TOLERANCES	
3. WITHIN .001 TIR 5 INCHES OR .001 TIR AS APPLICABLE		12 TO 60	±0.10
4. BREAK ALL SHARP CORNERS .01 x 45° CHAMFER		60 TO 180	±0.13
5. BREAK ALL SHARP EDGES .01 x 45° CHAMFER		18 TO 48	±0.20
6. ITEM NUMBER		48 TO 180	±0.30
7. TILLET'S SHOWN SHARP = 1/4 RAD		OVER 180	±0.40
8. TILLET'S SHOWN BEVEL = 1/16 x 45°			±0.05
9. CUSTOM BORE & BEAD TOLERANCES 1/16 x 45°			±0.015
10. ALL WELDING TO CONFORM TO LATEST AWS STANDARDS			±0.010

DESIGNED	DATE	SIZE	SCALE
AD	05/06/22	D	
CHECKED		DRAWING NUMBER	PROJECT NUMBER
KH		227	227.00.05.01
APPROVED		DRAWING NUMBER	REVISION
KH		OSI	1 DF 1

TITLE: DFPS SETUP 4X4  
 JIG, TDP PLATE

SURFACE TEXTURE  $\sqrt{32}$   
 TOLERANCES ARE NOT ACCUMULATIVE

6 5 4 3 2 1

A B C D